





District Health Assessment for Multiple District 201 through December 2024

		Clubs							Membership							Member Strength		Cancellation		Reports			Finance	Leadership			
District Name	Status/ Number of Months in Status *	Active Clubs	Clubs in Status Quo	Total Clubs	% Status Quo Clubs in Financial Suspension	New Clubs	Cancelled Clubs	YTD Net Club Gain/ Loss	Current Members In Active Clubs	Current Members In Status Quo Clubs	Current Total Members Count	YTD Add	YTD Drop	YTD NetGrowth (includes Active and Status Quo)	YTD NetGrowth% (includes Active and Status Quo)	Member Count 12 Months Ago	Average Member Count Per Club	% of Clubs with less than 20 members	Average Cancelled Club Age	Members Lost Due to Cancelled Clubs	% of Clubs Reporting Service	% No MMR in 3 Months	% No Officer Report in 12 months	% of Clubs with balance 90+ days	Number of Zone Chairs Recorded	Number of Region Chairs Recorded	District Officers Vacancies **
201N1	T(12)	61	0	61	0%	0	1	-1	1200	0	1200	72	74	-2	-0.17%	1,255	20	61%	50	0	51%	51%	13%	0%	14	0	2nd VDG
201N2		61	0	61	0%	0	4	-4	1285	0	1285	60	95	-35	-2.65%	1,344	21	56%	39	7	66%	41%	0%	8%	11	0	
201N3	T(24)	54	0	54	0%	0	0	0	1059	0	1059	77	64	13	1.24%	1,039	20	54%	0	0	74%	44%	2%	0%	10	0	
201N4	T(24)	43	0	43	0%	0	2	-2	790	0	790	35	51	-16	-1.99%	861	18	70%	58	0	40%	49%	0%	7%	16	0	
201N5		82	0	82	0%	0	0	0	1834	0	1834	167	280	-113	-5.80%	1,820	22	55%	0	0	84%	38%	0%	1%	14	4	
201Q1		67	0	67	0%	0	1	-1	1368	0	1368	76	100	-24	-1.72%	1,402	20	58%	9	0	97%	39%	3%	1%	26	0	
201Q2	T(24)	63	0	63	0%	0	0	0	1025	0	1025	62	67	-5	-0.49%	998	16	68%	0	0	57%	56%	6%	5%	13	0	
201Q3		65	0	65	0%	0	1	-1	1428	0	1428	82	63	19	1.35%	1,398	22	52%	5	0	77%	40%	0%	3%	19	0	
201Q4	T(24)	59	0	59	0%	0	1	-1	944	0	944	46	69	-23	-2.38%	944	16	75%	45	0	63%	54%	2%	0%	13	1	GLT
201C1	T(24)	53	0	53	0%	0	0	0	1059	0	1059	73	67	6	0.57%	1,086	20	57%	0	0	55%	47%	0%	9%	8	0	
201C2		59	0	59	0%	0	0	0	1420	0	1420	79	90	-11	-0.77%	1,448	24	42%	0	0	54%	49%	2%	5%	11	0	
201T1	T(24)	45	0	45	0%	0	2	-2	900	0	900	49	72	-23	-2.49%	943	20	60%	41	16	76%	42%	0%	4%	9	2	
201V2		62	0	62	0%	0	1	-1	1254	0	1254	70	94	-24	-1.88%	1,280	20	56%	51	4	73%	40%	2%	2%	11	4	
201V3	T(24)	58	1	59	100%	0	4	-4	999	12	1011	63	126	-63	-5.87%	1,103	17	68%	40	14	31%	44%	0%	10%	12	1	GMT,GST
201V5	T(13)	66	0	66	0%	0	0	0	1232	0	1232	86	91	-5	-0.40%	1,258	19	56%	0	0	83%	38%	3%	3%	9	0	
201V6	T(24)	55	0	55	0%	0	0	0	1030	0	1030	55	79	-24	-2.28%	1,067	19	60%	0	0	96%	45%	0%	7%	10	0	




District Health Assessment for Multiple District 201 through December 2024

		Clubs							Membership							Member Strength		Cancellation		Reports			Finance	Leadership			
District Name	Status/ Number of Months in Status *	Active Clubs	Clubs in Status Quo	Total Clubs	% Status Quo Clubs in Financial Suspension	New Clubs	Cancelled Clubs	YTD Net Club Gain/Loss	Current Members In Active Clubs	Current Members In Status Quo Clubs	Current Total Members Count	YTD Add	YTD Drop	YTD NetGrowth (includes Active and Status Quo)	YTD NetGrowth% (includes Active and Status Quo)	Member Count 12 Months Ago	Average Member Count Per Club	% of Clubs with less than 20 members	Average Cancelled Club Age	Members Lost Due to Cancelled Clubs	% of Clubs Reporting Service	% No MMR in 3 Months	% No Officer Report in 12 months	% of Clubs with balance 90+ days	Number of Zone Chairs Recorded	Number of Region Chairs Recorded	District Officers Vacancies **
201V14	T(24)	72	0	72	0%	0	0	0	1145	0	1145	51	53	-2	-0.17%	1,170	16	71%	0	0	47%	56%	1%	6%	10	0	GST
201WA		94	0	94	0%	0	0	0	1720	0	1720	89	90	-1	-0.06%	1,738	18	61%	0	0	46%	57%	3%	1%	18	8	
		1119	1	1120	100%	0	17	-17	21692	12	21704	1292	1625	-333	-1.51%	22,154	19	60%	40	41	65%	46%	2%	4%	234	20	



District Health Assessment for Multiple District 202 through December 2024

		Clubs							Membership							Member Strength		Cancellation		Reports			Finance	Leadership			
District Name	Status/ Number of Months in Status *	Active Clubs	Clubs in Status Quo	Total Clubs	% Status Quo Clubs in Financial Suspension	New Clubs	Cancelled Clubs	YTD Net Club Gain/Loss	Current Members In Active Clubs	Current Members In Status Quo Clubs	Current Total Members Count	YTD Add	YTD Drop	YTD NetGrowth (includes Active and Status Quo)	YTD NetGrowth% (includes Active and Status Quo)	Member Count 12 Months Ago	Average Member Count Per Club	% of Clubs with less than 20 members	Average Cancelled Club Age	Members Lost Due to Cancelled Clubs	% of Clubs Reporting Service	% No MMR in 3 Months	% No Officer Report in 12 months	% of Clubs with balance 90+ days	Number of Zone Chairs Recorded	Number of Region Chairs Recorded	District Officers Vacancies **
202 D	T(24)	33	0	33	0%	0	0	0	978	0	978	53	42	11	1.14%	957	30	24%	0	0	55%	30%	0%	3%	7	0	2nd VDG
202 E	T(24)	40	0	40	0%	0	1	-1	1103	0	1103	91	87	4	0.36%	1,148	28	33%	36	0	65%	30%	5%	0%	0	0	GST
202 F	T(24)	39	0	39	0%	0	2	-2	1144	0	1144	42	45	-3	-0.26%	1,168	29	26%	47	0	56%	49%	0%	0%	7	1	
202 J	T(24)	33	0	33	0%	0	0	0	1154	0	1154	50	33	17	1.50%	1,155	35	15%	0	0	42%	45%	3%	3%	5	0	
202 K	T(24)	55	0	55	0%	0	2	-2	1050	0	1050	59	77	-18	-1.69%	1,118	19	51%	38	0	49%	47%	2%	2%	10	4	
202 L		51	0	51	0%	0	1	-1	1293	0	1293	66	69	-3	-0.23%	1,328	25	35%	62	15	51%	51%	0%	6%	9	2	
202 M	T(24)	35	0	35	0%	0	2	-2	839	0	839	38	40	-2	-0.24%	890	24	31%	61	0	57%	43%	0%	6%	7	0	
		286	0	286	0%	0	8	-8	7561	0	7561	399	393	6	0.08%	7,764	26	33%	49	15	53%	43%	1%	3%	45	7	




District Health Assessment for Multiple District 307 through December 2024

District Name	Status/ Number of Months in Status *	Clubs							Membership							Member Strength		Cancellation		Reports			Finance	Leadership			
		Active Clubs	Clubs in Status Quo	Total Clubs	% Status Quo Clubs in Financial Suspension	New Clubs	Cancelled Clubs	YTD Net Club Gain/Loss	Current Members In Active Clubs	Current Members In Status Quo Clubs	Current Total Members Count	YTD Add	YTD Drop	YTD NetGrowth (includes Active and Status Quo)	YTD NetGrowth% (includes Active and Status Quo)	Member Count 12 Months Ago	Average Member Count Per Club	% of Clubs with less than 20 members	Average Cancelled Club Age	Members Lost Due to Cancelled Clubs	% of Clubs Reporting Service	% No MMR in 3 Months	% No Officer Report in 12 months	% of Clubs with balance 90+ days	Number of Zone Chairs Recorded	Number of Region Chairs Recorded	District Officers Vacancies **
307 A1		119	2	121	100%	16	3	13	2722	43	2765	585	308	277	11.13%	2,477	23	45%	9	17	60%	38%	6%	22%	20	8	
307 A2		127	0	127	0%	6	4	2	4441	0	4441	595	513	82	1.88%	4,050	35	20%	4	67	84%	29%	0%	20%	28	0	
307B1		94	0	94	0%	5	2	3	2262	0	2262	355	275	80	3.67%	1,980	24	37%	8	28	84%	35%	0%	7%	16	5	
307B2		132	7	139	100%	10	3	7	3800	90	3890	397	529	-132	-3.28%	3,528	29	40%	4	32	64%	43%	7%	26%	27	6	
		472	9	481	100%	37	12	25	13225	133	13358	1932	1625	307	2.35%	12,035	28	35%	6	144	72%	37%	4%	20%	91	19	




District Health Assessment for Ident 5807 - TAHITI - UND through December 2024

		Clubs							Membership							Member Strength		Cancellation		Reports			Finance		Leadership		
District Name	Status/ Number of Months in Status *	Active Clubs	Clubs in Status Quo	Total Clubs	% Status Quo Clubs in Financial Suspension	New Clubs	Cancelled Clubs	YTD Net Club Gain/Loss	Current Members In Active Clubs	Current Members In Status Quo Clubs	Current Total Members Count	YTD Add	YTD Drop	YTD NetGrowth (includes Active and Status Quo)	YTD NetGrowth% (includes Active and Status Quo)	Member Count 12 Months Ago	Average Member Count Per Club	% of Clubs with less than 20 members	Average Cancelled Club Age	Members Lost Due to Cancelled Clubs	% of Clubs Reporting Service	% No MMR in 3 Months	% No Officer Report in 12 months	% of Clubs with balance 90+ days	Number of Zone Chairs Recorded	Number of Region Chairs Recorded	District Officers Vacancies **
Ident 5807 - TAHITI		1	0	1	0%	0	0	0	22	0	22	0	0	0	0.00%	22	22	0%	0	0	0%	0%	0%	0%	0	0	
		1	0	1	0%	0	0	0	22	0	22	0	0	0	0.00%	22	22	0%	0	0	0%	0%	0%	0%	0	0	



District Health Assessment for Ident 5895 - NEW CALEDONIA - UND through December 2024

		Clubs							Membership							Member Strength		Cancellation		Reports			Finance	Leadership			
District Name	Status/ Number of Months in Status *	Active Clubs	Clubs in Status Quo	Total Clubs	% Status Quo Clubs in Financial Suspension	New Clubs	Cancelled Clubs	YTD Net Club Gain/Loss	Current Members In Active Clubs	Current Members In Status Quo Clubs	Current Total Members Count	YTD Add	YTD Drop	YTD NetGrowth (includes Active and Status Quo)	YTD NetGrowth% (includes Active and Status Quo)	Member Count 12 Months Ago	Average Member Count Per Club	% of Clubs with less than 20 members	Average Cancelled Club Age	Members Lost Due to Cancelled Clubs	% of Clubs Reporting Service	% No MMR in 3 Months	% No Officer Report in 12 months	% of Clubs with balance 90+ days	Number of Zone Chairs Recorded	Number of Region Chairs Recorded	District Officers Vacancies **
Ident 5895 - NEW CALEDONIA		11	0	11	0%	0	0	0	175	0	175	9	13	-4	-2.23%	179	16	82%	0	0	64%	36%	0%	0%	0	0	
		11	0	11	0%	0	0	0	175	0	175	9	13	-4	-2.23%	179	16	82%	0	0	64%	36%	0%	0%	0	0	

* - District Status: P - Provisional, T - Transitional.
** - District Officers Vacancies: DG - District Governor, 1st VDG - First Vice District Governor, 2nd VDG - Second Vice District Governor.